

borrowed earth

BENCH — STRATA



FACT SHEET

AVAILABLE MATERIALS



TAJ WHITE



GUATEMALA GREEN



VENATO BEIGE




LAVENDER HUE




BLACK WAVE

AVAILABLE SIZES




SIZE = $70\frac{7}{8}$ " X $17\frac{1}{8}$ " X 3"

WEIGHT OF BENCH = 224 lbs



SIZE = 59" X $17\frac{1}{8}$ " X 3"

WEIGHT OF BENCH = 189 lbs



SIZE = $47\frac{1}{4}$ " X $17\frac{1}{8}$ " X 3"

WEIGHT OF BENCH = 154 lbs

borrowed earth

Borrowed Earth celebrates our inviolable connection to nature and attempts to recreate the innate joy of cohabiting amidst it.



+1 (310) 341-6931

+1 (323) 538-3630

WWW. BORROWEDEARTHCOLLABORATIVE.COM

INFO@ BORROWEDEARTHCOLLABORATIVE.COM