

borrowed earth



FACT SHEET

AVAILABLE MATERIALS



TAJ WHITE



GUATEMALA GREEN



VENATO BEIGE

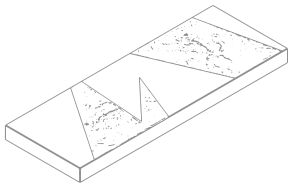


LAVENDER HUE



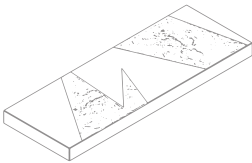
BLACK WAVE

AVAILABLE SIZES



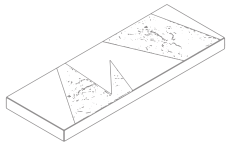
SIZE = $70\frac{7}{8}" \times 17\frac{1}{8}" \times 3"$

WEIGHT OF BENCH = 238 lbs



SIZE = $59" \times 17\frac{1}{8}" \times 3"$

WEIGHT OF BENCH = 198 lbs



SIZE = $47\frac{1}{4}" \times 17\frac{1}{8}" \times 3"$

WEIGHT OF BENCH = 163 lbs

borrowed earth

Borrowed Earth celebrates our inviolable connection to nature and attempts to recreate the innate joy of cohabiting amidst it.



+1 (310) 341-6931

+1 (323) 538-3630

WWW. BORROWEARTHCOLLABORATIVE.COM

INFO@ BORROWEARTHCOLLABORATIVE.COM